



READ PLEATERS

are designed with *you* in mind

- Heavy-duty stable base-plate with anti-skid rubber feet
- Extra large side-plate opening allowing for large capacity of rolled-up fabric
- Simple, pin-type roller holding system allows for quick and easy needle access
- Comfortable and user-friendly dual handles for maximum versatility
- Heavy-duty solid brass rollers
- Capable of handling heavy-weight fabrics



READ PLEATERS the manufacturer of the *original* smocking pleater.

Supported by an international distributor network, these pleaters are enjoyed by many satisfied customers as the most adaptable and reliable range of pleaters worldwide.

We Gladly Accept:



*Read Pleaters
from Tosca Company*

*Make smocking
fast, easy, and fun!*



Mail: 6219 Shady Oak Street
Dayton, OH 45424
United States

Phone: 1-800-290-8327
1-937-262-7532

Fax: 1-937-262-7847

E-mail: pleaters@toscacompany.com

Web: www.pleaters.com



Product Guide

featuring

Pleaters
Needles
Accessories
Books
DVDs

FREE DVD

*with your pleater
purchase*



Order online 24-hours a day!


www.pleaters.com

Read Pleaters

All Pleaters carry factory 6 month warranty

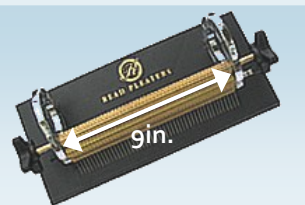
Classic 16 Row

Featuring classic Read Pleater design, the 16 Row features needles spaced 1 cm apart with half cm spaces across one third of the roller width. This model is suitable for basic pleating needs.



24 Row/24 Maxi

The standard 24 Row features half cm spacing across half of the roller width. The 24 Maxi has half spaces across the entire width (47 needles). The half-space needles can be removed so the Maxi can perform like a standard 24 Row. Great for those who need versatility!




32 Row

32 needles spaced 1 cm apart with half spaces across half of the roller width. This is the only pleater of this size available worldwide. Perfect for those who want to be able to do it all!



Needles:




With 12 in each pack, the 16, 24, and 32 Row Read Pleater needles are nickel-plated and made from carbon steel to provide the maximum durability and strength required by the professionals!

We also sell needles for other pleater models and sizes. Please contact us for more information or see the included order sheet.

Accessories:

Smoc'n Genie Thread Dispenser



Mount your pleater on this oak veneer cabinet. It will hold 16, 24, or 32 large spools of thread directly under your pleater. You may pleat more than one garment without re-

threading the needles. Very compact, a great accessory for organizing your thread.

Available for:


Read 24 Row/ 24 Maxi	Read 32 Row	Pullen 16 Row	Sally Stanley 24 Row
-------------------------	-------------	---------------	-------------------------

Numbered Needle Guide



This numbered adhesive strip is placed on the base of your pleater directly under the needles. Counts your needles at a glance. Available for 16 and 24 Row pleaters, including Read, Pullen, and Sally Stanley.

Magnetic Feed Rod



This plastic dowel splits in half, with magnets in the center to hold your fabric securely to the end of your pleating. It snaps apart to release your fabric, quick and easy to use.


Books:



The Joy of Smocking by Martha Pullen

Need help pleating for the first time? There are step-by-step instructions with pictures of how to pleat, information on how to care for your pleater, and a review of the basic smocking stitches. 64 pgs.

A-Z Books published by the Country Bumpkin, publisher of Inspirations Magazine on smocking from Australia




A-Z of Bullions

A companion to the A-Z of Embroidery Stitches. Over 120 designs in color. For the novice to experienced needle worker. You won't believe what you can do with the bullion stitch! 131 pgs.




A-Z of Embroidered Flowers

100 glorious blossoms brought to life with needle and thread. Easy instructions, with full size patterns. 131 pgs.




A-Z of Embroidery Stitches

Easy step-by-step color photographs and instructions for ribbon stitches, wool embroidery, bullions, shadow work, cross stitch, and more! 144 pgs.



A-Z of Ribbon Embroidery

A superb guide to creating more than 40 dazzling designs using ribbon. 132 pgs.



A-Z of Smocking

A complete manual for the beginner to the advanced. Over 1,000 color photographs bring geometric stitches, picture smocking, and ribbon weaving, and more within your reach! 128 pgs.



A-Z of Sewing for Smockers

Turn your smocked design into a piece of wearable art. Easy instructions and fabulous tips on every page! 128 pgs.